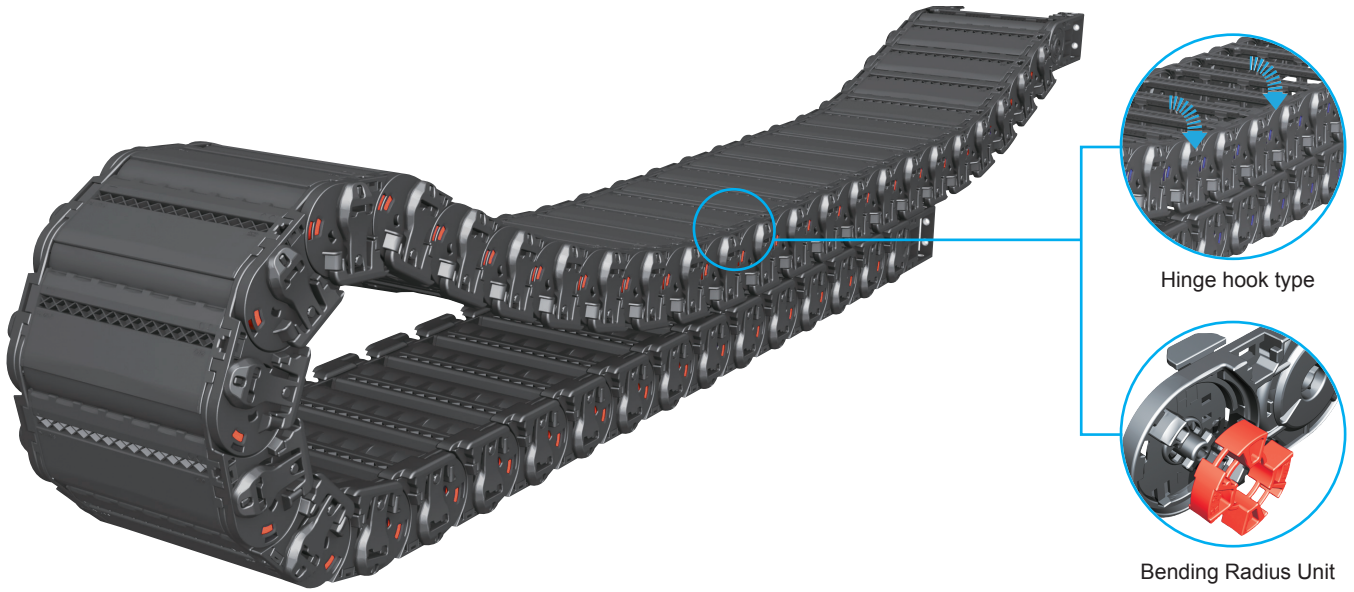
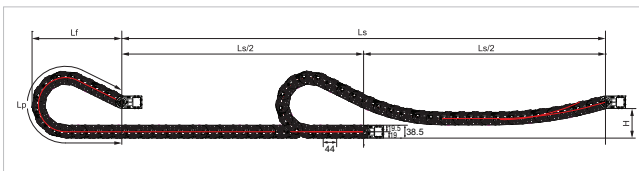


# ST044ES



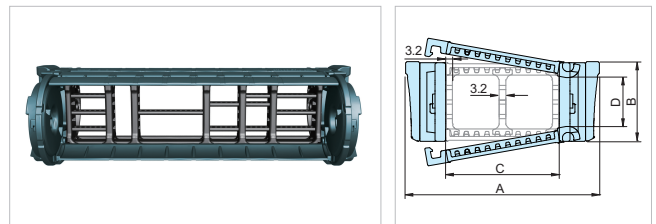
## Layout of the Chain

Ls: Stroke



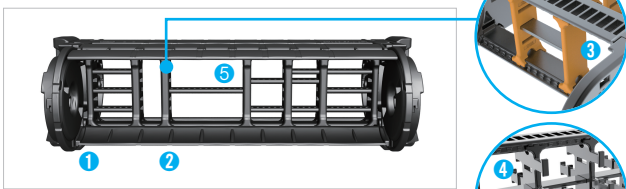
Bending Radius (R)	Lp Loop Length	Lf Loop Projection	H Moving Height
70	544	249	110
90	662	289	
120	926	393	
150	1,190	497	

## Chain Cross Section

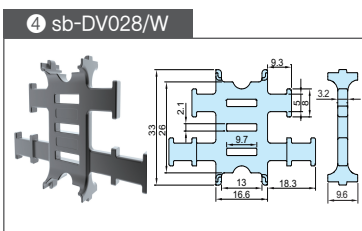
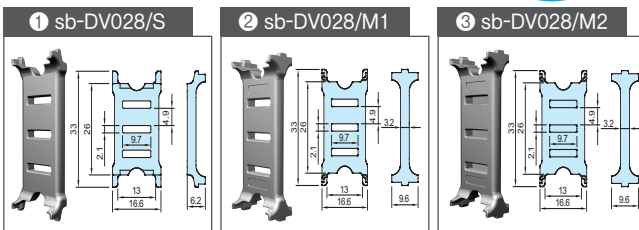


Chain Type	A Width/Outer	B Height/Outer	C Frame/Width/Inner	D Height/Inner	Weight kg/m
ST044ES	74	38.5	35	26	1.18
	94		55		1.37
	114		75		1.53
	139		100		1.74


## Dividers(DV)



Assemble divider every second frame  
 DV/M : Normal Divider  
 DV/W : Applicable to System Tie Wrap or FEB



## Separators(SP)



Chain Type	Ordering NO.	Frame
ST044ES	S-SP/M,35	35
	S-SP/M,55	55
	S-SP/M,75	75
	S-SP/M,100	100

